

Alabama Climate Report

Climate Extremes

Hottest - Coldest

Statewide Average Temperature


http://www.sercc.com/climateinfo/monthly_seasonal.html

Record begins in 1895

Year-to-date

Hottest	1.	1927	66.0°	
	2.	1921	65.9°	
	3.	1933	65.8°	
	4.t	1922	65.4°	
	4.t	1911	65.4°	
	4.t	1925	65.4°	
	7.	1938	65.3°	
	8.	1949	65.1°	
	9.	2012	65.0°	
	10.t	1998	64.9°	
	10.t	1990	64.9°	
	12.	1932	64.8°	
January through Dec.		AVG	63.3°	
	11.t	1996	61.9°	
	11.t	1992	61.9°	
	11.t	1966	61.9°	
	11.t	1903	61.9°	
	11.t	1963	61.9°	
	9.t	1940	61.8°	
	9.t	1917	61.8°	
	8.	1960	61.7°	
	5.t	1979	61.5°	
	5.t	1969	61.5°	
	5.t	1958	61.5°	
	4.	1968	61.3°	
	2.t	1983	61.1°	
	2.t	1901	61.1°	
	Coldest	1.	1976	60.7°

Office of Alabama Climatologist
The University of Alabama in Huntsville
nsstc.uah.edu/aosc/



Alabama Climate Report

Climate Extremes

Hottest - Coldest

Statewide Average Temperature

http://www.sercc.com/climateinfo/monthly_seasonal.html

Record begins in 1895

January

Hottest	1.	1950	60.3°
	2.	1937	58.2°
	3.	1974	55.3°
	4.	1907	54.3°
	5.	1949	54.0°
	6.	1952	53.5°
	7.	1932	53.1°
	8.	1916	52.5°
	9.	1933	52.3°
	10.	1913	51.8°
	11.	1923	51.7°
	12.	2006	51.3°

17. 2013 50.1°

AVG 45.6°

Coldest	12.	2010	39.8°
	9.	1948	39.7°
	9.	1961	39.7°
	9.	1963	39.7°
	8.	1905	39.1°
	7.	1970	38.5°
	6.	1979	38.3°
	5.	1918	37.8°
	4.	1985	37.7°
	3.	1978	36.0°
	2.	1977	33.8°
	1.	1940	33.3°

Alabama Climate Report

Climate Extremes

Hottest - Coldest

Statewide Average Temperature

http://www.sercc.com/climateinfo/monthly_seasonal.html

Record begins in 1895


February

Hottest	1.	1927	58.3°
	2.	1932	58.0°
	3.	1957	56.9°
	4.	1962	55.7°
	5.	1938	54.7°
	5.	1990	54.7°
	8.	1944	54.6°
	9.	1950	54.4°
	10.	1911	54.2°
	11.	1956	54.1°
	12.	1922	53.9°

56. 2013 48.3°

AVG 48.1°

Coldest	12.	1912	42.8°
	11.	1964	42.7°
	10.	1963	42.1°
	9.	1947	41.9°
	8.	1902	40.6°
	7.	1968	40.5°
	6.	2010	40.1°
	5.	1899	39.9°
	4.	1905	39.5°
	3.	1978	39.0°
	2.	1958	38.6°



Alabama Climate Report

Climate Extremes

Hottest - Coldest

Statewide Average Temperature

http://www.sercc.com/climateinfo/monthly_seasonal.html

Record begins in 1895

March

Hottest	1.	1907	64.5°
	2.	2012	64.3°
	3.	1945	64.1°
	4.	1921	63.5°
	5.	1938	62.8°
	6.	1908	62.2°
	7.	1918	61.9°
	8.	1935	61.5°
	9.	1997	61.0°
	10.	1910	61.0°
	11.	1946	60.6°
	12.	1897	60.2°
	AVG	55.5°	
	12.	1924	50.9°
	11.	2010	50.9°
	10.	1996	50.6°
	9.	1914	50.5°
	8.	1971	50.2°
	7.	1931	49.9°
	6.	1941	49.6°
	5.	1926	49.5°
	4.	1947	49.4°
	3.	1969	47.9°
	2.	1915	46.8°
Coldest	1.	1960	45.5°

Alabama Climate Report

Climate Extremes

Hottest - Coldest

Statewide Average Temperature

http://www.sercc.com/climateinfo/monthly_seasonal.html

Record begins in 1895

April

Hottest	1.	1967	68.1°
	2.	1896	67.9°
	3.	1925	67.8°
	4.	1927	67.7°
	5.	1954	67.7°
	6.	2006	67.5°
	7.	1948	67.4°
	8.	1908	66.9°
	9.	1981	66.9°
	10.	1999	66.8°
	11.	1922	66.5°
	12.	2002	66.5°

29. 2012 64.7°

AVG 63.0°

Coldest	12.	1904	60.0°
	11.	1987	60.0°
	10.	1950	59.8°
	9.	1996	59.7°
	8.	1928	59.4°
	7.	1961	58.9°
	6.	1997	58.6°
	5.	1993	58.4°
	4.	1907	58.3°
	3.	1898	58.1°
	2.	1983	57.5°
	1.	1901	57.4°

Alabama Climate Report

Climate Extremes

Hottest - Coldest

Statewide Average Temperature

http://www.sercc.com/climateinfo/monthly_seasonal.html

Record begins in 1895


May

Hottest	1.	1933	76.1°
	2.	1899	75.8°
	3.	1896	75.7°
	4.	1962	75.4°
	5.	1902	75.3°
	6.	1905	74.4°
	7.	1950	74.3°
	8.	1915	74.2°
	9.	1953	74.2°
	10.	1943	73.8°
	11.	2000	73.8°
	12.	1955	73.4°

13. 2012 73.4°

AVG 70.9

Coldest	12.	1988	68.0°
	11.	1992	67.8°
	10.	1961	67.8°
	9.	1960	67.7°
	8.	1924	67.6°
	7.	1973	67.5°
	6.	1981	67.2°
	5.	1997	67.0°
	4.	1971	66.6°
	3.	1954	66.4°
	2.	1917	65.9°
	1.	1976	65.2°



Alabama Climate Report

Climate Extremes

Hottest - Coldest

Statewide Average Temperature

http://www.sercc.com/climateinfo/monthly_seasonal.html

Record begins in 1895

June

Hottest	1.	1914	82.9°
	2.	1952	82.4°
	3.	1943	81.5°
	4.	2011	81.3°
	5.	1936	80.9°
	6.	1925	80.9°
	7.	1897	80.9°
	8.	1902	80.8°
	9.	1953	80.8°
	10.	2010	80.8°
	11.	1944	80.8°
	12.	1921	80.8°

AVG 77.7°

42. 2012 77.0°

Coldest	12.	1995	75.0°
	11.	1972	75.0°
	10.	1912	74.8°
	9.	1992	74.8°
	8.	1976	74.6°
	7.	1966	74.5°
	6.	1983	74.3°
	5.	1961	74.0°
	4.	1997	73.9°
	3.	1974	73.5°
	2.	1955	73.4°
	1.	1903	73.2°

Alabama Climate Report

Climate Extremes

Hottest - Coldest

Statewide Average Temperature

http://www.sercc.com/climateinfo/monthly_seasonal.html

Record begins in 1895

July

Hottest	1.	1930	83.5°
	2.	1932	82.8°
	3.	1952	82.7°
	4.	2010	82.7°
	5.	1902	82.6°
	6.	1954	82.6°
	7.	1980	82.6°
	8.	1986	82.3°
	9.	1901	82.1°
	10.	1993	82.0°
	11.	2000	82.0°
	12.	2006	82.0°
	16.	2012	81.7°
	AVG		80.0°
	12.	1963	78.1°
	11.	1964	78.1°
	10.	1961	78.0°
	9.	1971	78.0°
	8.	2009	78.0°
	7.	1918	77.9°
	6.	1975	77.9°
	5.	1911	77.8°
	4.	1972	77.6°
	3.	1994	77.4°
	2.	1947	77.2°
Coldest	1.	1967	76.1°

Alabama Climate Report

Climate Extremes

Hottest - Coldest

Statewide Average Temperature

http://www.sercc.com/climateinfo/monthly_seasonal.html

Record begins in 1895

August

Hottest	1.	2007	84.6°
	2.	1954	83.7°
	3.	2010	83.2°
	4.	1951	82.8°
	5.	2006	82.4°
	6.	1896	82.0°
	7.	1902	82.0°
	8.	1943	82.0°
	9.	1999	81.8°
	10.	2011	81.8°
	11.	1924	81.7°
	12.	1995	81.7°

Ave. 79.5°

23. 2012 78.3°

Coldest	12.	1966	77.6°
	11.	1973	77.6°
	10.	1997	77.6°
	9.	1961	77.5°
	8.	1920	77.4°
	7.	1984	77.2°
	6.	1969	77.1°
	5.	1976	77.1°
	4.	1994	77.0°
	3.	2004	76.4°
	2.	1992	75.7°
	1.	1967	75.4°

Alabama Climate Report

Climate Extremes

Hottest - Coldest

Statewide Average Temperature

http://www.sercc.com/climateinfo/monthly_seasonal.html

Record begins in 1895

September

Hottest	1.	1925	83.1°
	2.	1921	80.8°
	3.	1911	80.0°
	4.	1931	79.4°
	5.	1933	79.3°
	6.	1926	79.0°
	7.	1954	78.6°
	8.	1936	78.2°
	9.	1906	78.1°
	10.	1980	78.1°
	11.	1895	77.9°
	12.	1945	77.8°

AVG 74.7°

35. 2012 73.0°

Coldest	12.	1982	72.0°
	11.	2001	72.0°
	10.	1994	72.0°
	9.	1976	72.0°
	8.	1901	72.0°
	7.	1996	71.9°
	6.	1983	71.7°
	5.	1981	71.4°
	4.	1974	70.7°
	3.	1975	70.2°
	2.	1918	69.7°
	1.	1967	68.9°

Alabama Climate Report

Climate Extremes

Hottest - Coldest

Statewide Average Temperature

http://www.sercc.com/climateinfo/monthly_seasonal.html

Record begins in 1895

October


Hottest	1.	1919	74.0°
	2.	1941	71.5°
	3.	1949	70.0°
	4.	1947	69.7°
	5.	1984	69.2°
	6.	1900	68.7°
	7t.	1911	68.6°
	7t.	1918	68.6°
	9.	2004	68.2°
	10.	1931	68.1°
	11t.	2002	67.8°
	11t.	1985	67.8°

AVG 64.1°

34. 2012 62.4°

Coldest	11t.	2011	60.4°
	11t.	1908	60.4°
	11t.	2001	60.4°
	9t.	1980	60.2°
	9t.	1977	60.2°
	8.	1974	60.1°
	7.	1964	59.8°
	6.	1957	59.6°
	5.	1988	59.1°
	4.	1952	58.3°
	3.	1917	58.0°
	2.	1976	57.9°
	1.	1987	57.6°

Office of Alabama Climatologist
The University of Alabama in Huntsville
nsstc.uah.edu/aosc/



Alabama Climate Report

Climate Extremes

Hottest - Coldest


Statewide Average Temperature

http://www.sercc.com/climateinfo/monthly_seasonal.html

Record begins in 1895

November

Hottest	1.	1985	61.5°
	2.	1931	60.4°
	3.t	1927	60.0°
	3.t	1946	60.0°
	5.t	1909	59.4°
	5.t	1978	59.4°
	7.t	1986	58.8°
	7.t	2001	58.8°
	9.	2003	58.0°
	10.t	1921	57.8°
	10.t	1994	57.8°
	12	1973	57.7°
	AVG		53.9°
29.	2012	51.4°	
10.t	1911	50.1°	
10.t	1991	50.1°	
10.t	1926	50.1°	
10.t	1912	50.1°	
9.	1898	49.9°	
8.	1997	49.8°	
7.	1932	49.7°	
6.	1970	49.5°	
5.	1995	49.4°	
3.t	1950	49.3°	
3.t	1951	49.3°	
2.	1901	48.7°	
Coldest	1.	1976	46.0°



Alabama Climate Report

Climate Extremes

Hottest - Coldest

Statewide Average Temperature

http://www.sercc.com/climateinfo/monthly_seasonal.html

Record begins in 1895

December

Hottest	1.	1933	56.4°
	2.	1931	55.6°
	3.	1971	55.3°
	4.	1984	55.2°
	5.	1956	54.7°
	6.	1923	54.3°
	7.	1922	54.1°
	8.	1982	52.5°
	9.	1926	51.6°
	10.	1998	51.4°
	10.	2007	51.4°
	10.	2012	51.4°
		AVG	46.9°
	11.	1983	42.0°
	11.	1985	42.0°
	10.	1901	41.7°
	9.	1945	41.2°
	7.	1903	40.8°
	7.	1909	40.8°
	6.	1935	40.6°
	5.	2010	40.2°
	4.	1917	40.0°
	3.	2000	39.1°
	2.	1989	38.4°
Coldest	1.	1963	38.1°

Alabama Climate Report

Climate Extremes

Hottest - Coldest

Statewide Average Temperature

http://www.sercc.com/climateinfo/monthly_seasonal.html

Record begins in 1895

Annual

Hottest	1.	1927	66.0°
	2.	1921	65.9°
	3.	1933	65.8°
	4.t	1922	65.4°
	4.t	1911	65.4°
	4.t	1925	65.4°
	7.	1938	65.3°
	8.	1949	65.1°
	9.	2012	65.0°
	10.t	1998	64.9°
	10.t	1990	64.9°
	12.	1932	64.8°
	AVG	63.3°	
	11.t	1996	61.9°
	11.t	1992	61.9°
	11.t	1966	61.9°
	11.t	1903	61.9°
	11.t	1963	61.9°
	9.t	1940	61.8°
	9.t	1917	61.8°
	8.	1960	61.7°
	5.t	1979	61.5°
	5.t	1969	61.5°
	5.t	1958	61.5°
	4.	1968	61.3°
	2.t	1983	61.1°
	2.t	1901	61.1°
Coldest	1.	1976	60.7°